

# EXPOWALLS

MAX Multi-wall system

02.1

EXPOWALLS




**The strongest, fastest and most versatile wall system on the market.**

This is the go-to wall solution for exhibit designers who need efficiency without limiting their creativity. Using MAX, designers can configure a wide array of looks by applying a large format fabric, multi-colored graphic wall, laminate wall, or an elegant acrylic – all with a single frame.

MAX is also very strong – capable of hanging up to 600 lbs. on a single frame! Because of this durability, MAX is the ideal wall system to incorporate into a rental inventory that will need to stand up to years of use in multiple tradeshow programs.

MAX can be installed in seconds with our patented permanent locking pins. A simple T-nut allows for endless accessorizing. Even

third-party exhibit systems connect quickly via built-in recesses and T-slot channels. With no proprietary accessories and having locking receivers that fit many of the industries most popular systems, you can quickly install whatever shelving, lighting mounts, or plasma hangers your exhibit requires.



MAX is available in a variety of standard sizes and shapes with multiple radii curved panels.

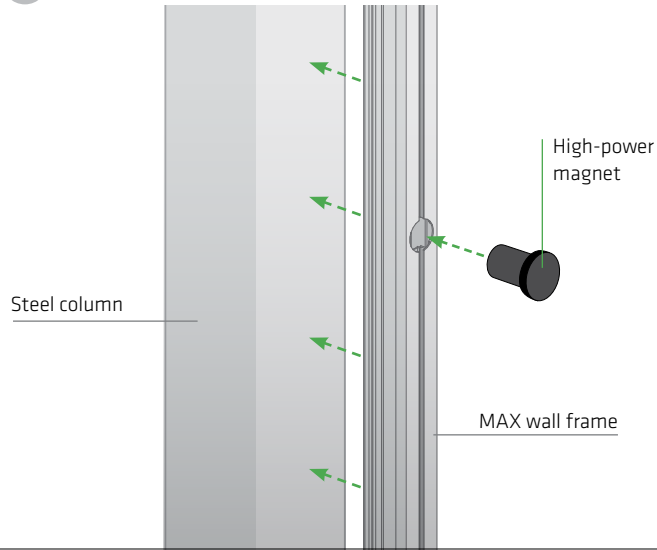
[highmarktech.com](http://highmarktech.com)

MADE IN AMERICA

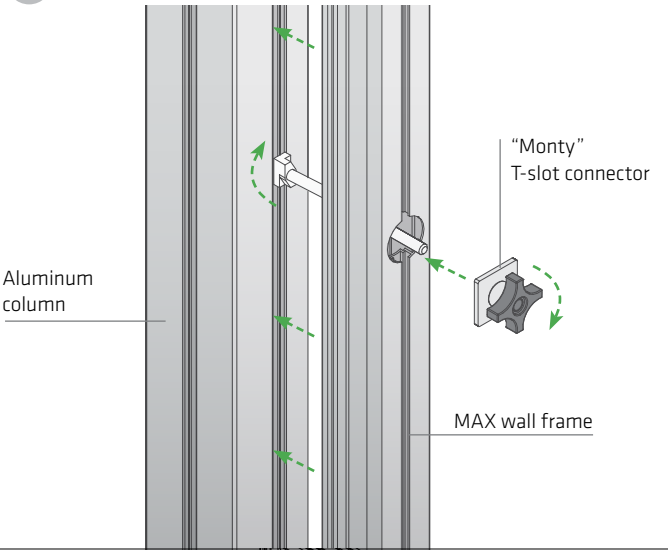
**Highmark**  
TechSystems



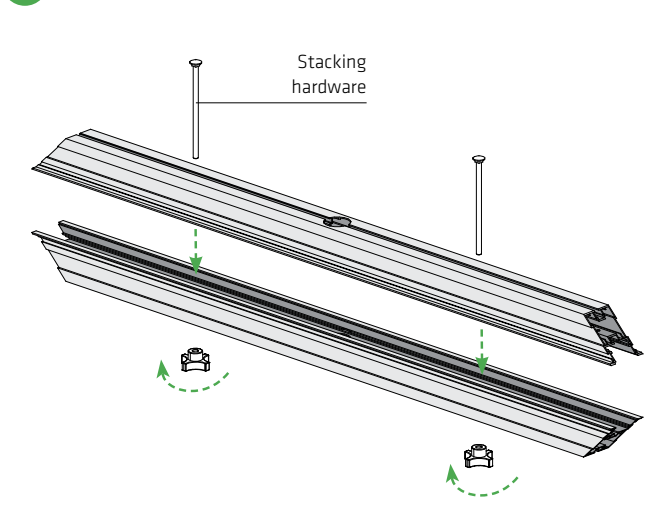
**b CONNECTION WALL-TO-STEEL PORTAL COLUMN**



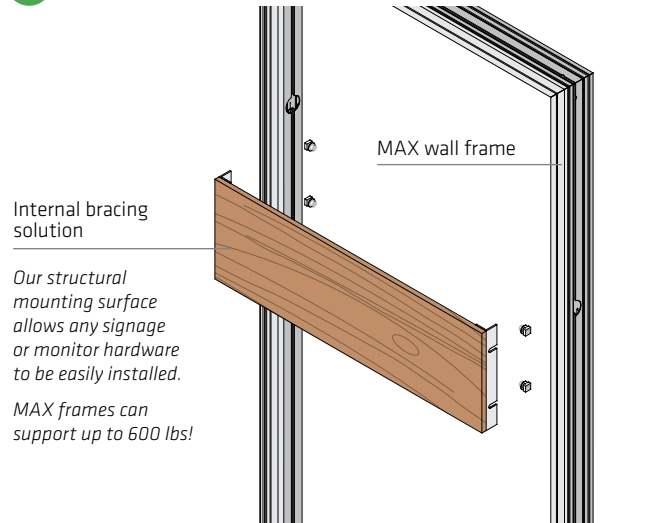
**c CONNECTION WALL-TO-ALUM. T-SLOT COLUMN**



**d CONNECTION WALL STACKING**

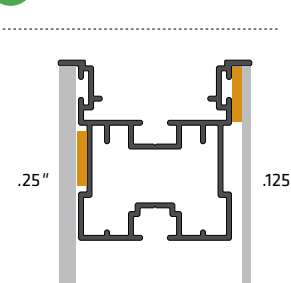


**e CONNECTION MONITOR / SIGNAGE MOUNTS**



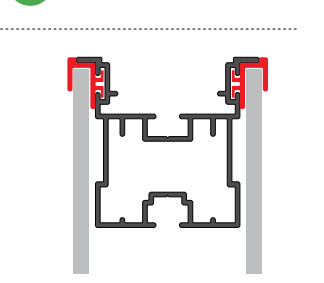
**PANEL RETENTION EXTRUSIONS**

**f TRADITIONAL SUBSTRATES**  
Velcro Connection



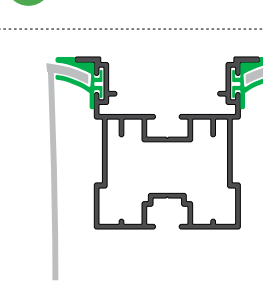
Traditional substrate  
Velcro (3mm or 6mm)

**g PLEXI-GLASS SUBSTRATE**



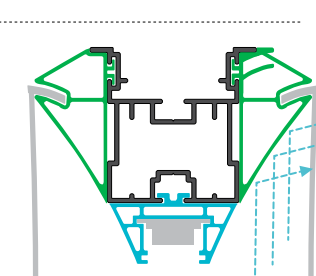
Plexi-glass panel  
Panel Retainer Extrusions

**h FABRIC SUBSTRATE**



Stretched fabric  
Fabric Retainer Extrusions

**i INTERNALLY-LIT WALL with fabric exterior**

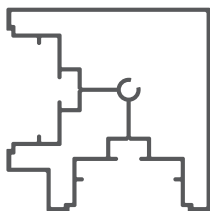


Stretched fabric  
Fabric Retainer Extrusions  
LED Retainer Extrusion

## EXPOWALLS / MAX Extrusions

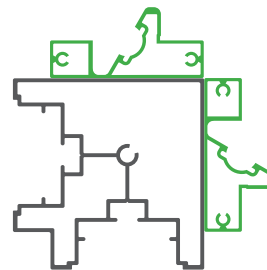
### 90-DEGREE CONNECTION

Our basic corner extrusion – clean and simple.



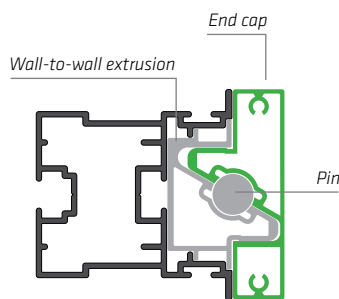
### THREE - OR FOUR - WAY CONNECTION

For three- and four-way connections, simply add end-caps to a basic 90-degree connection.



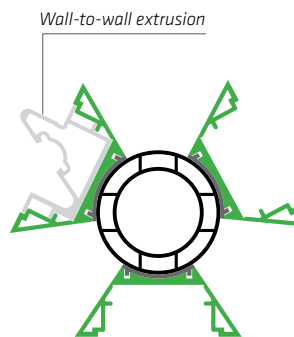
### MAX END CAP

A wall array gets a clean finish with our simple end-cap.



### FLEX CONNECTOR

The flex connector uses a circular extrusion to facilitate any angle your set-up requires.



## EXPOWALLS / MAX DOOR PANEL



### f MAX DOORS

#### Too easy.

Our doors slide perfectly in place in a MAX panel. There's virtually no construction or assembly required. Colors, finishes and hardware can be specified in endless combinations of traditional substrates, acrylic, or even fabric just like the MAX frames.

And despite the simplicity and speed of the design, these doors exude quality – swinging open and closed with smooth, quiet precision.